



Cambridge IGCSE™

CANDIDATE
NAME


--

CENTRE
NUMBER

--	--	--	--	--

CANDIDATE
NUMBER

--	--	--	--



CAMBRIDGE INTERNATIONAL MATHEMATICS

0607/62

Paper 6 Investigation and Modelling (Extended)

May/June 2020

1 hour 40 minutes

You must answer on the question paper.

No additional materials are needed.

INSTRUCTIONS

- Answer both part **A** (Questions 1 to 6) and part **B** (Questions 7 to 10).
- Use a black or dark blue pen. You may use an HB pencil for any diagrams or graphs.
- Write your name, centre number and candidate number in the boxes at the top of the page.
- Write your answer to each question in the space provided.
- Do **not** use an erasable pen or correction fluid.
- Do **not** write on any bar codes.
- You should use a graphic display calculator where appropriate.
- You may use tracing paper.
- You must show all necessary working clearly, including sketches, to gain full marks for correct methods.
- In this paper you will be awarded marks for providing full reasons, examples and steps in your working to communicate your mathematics clearly and precisely.

INFORMATION

- The total mark for this paper is 60.
- The number of marks for each question or part question is shown in brackets [].

This document has **12** pages. Blank pages are indicated.

Answer **both** parts **A** and **B**.

A INVESTIGATION (QUESTIONS 1 to 6)

DOTTY POLYGONS (30 marks)


You are advised to spend no more than 50 minutes on this part.

This investigation is about the number of dots in shapes that are regular polygons.

For any polygon

- p is the number of sides
- n is the number of dots on one side
- there are the same number of dots on each side.

1 This is a dotty triangle.



In this dotty triangle, $p = 3$ and $n = 4$.

(a) Look at the numbers of dots in each row of the triangle.

Complete this sum for the total number of dots in the triangle.

$$1 + 2 + 3 + \dots = \dots \quad [1]$$

(b) Show that $\frac{n^2}{2} + \frac{n}{2}$ gives the correct number of dots when $n = 10$.

[3]

- 2 The diagram shows the first four dotted triangles.
The number of dots added each time is d .

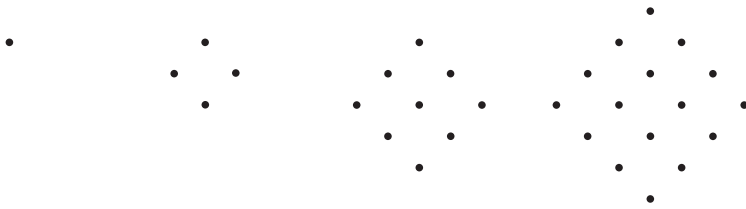


$n = 1$ $n = 2$ $n = 3$ $n = 4$

$d = 1$ $d = 2$ $d = 3$ $d = 4$

So, for dotted triangles, $d = n$.

This diagram shows the first four dotted squares.



$n = 1$ $n = 2$ $n = 3$ $n = 4$

$d = 1$ $d = 3$ $d = 5$ $d = 7$

- (a) Find an expression, in terms of n , for the **total** number of dots in the n th dotted square.

..... [1]

- (b) For dotted squares, find a formula for d in terms of n .

..... [2]

- 3 (a) A formula for d , in terms of p (the number of sides) and n is

$$d = (p-2)n - p + 3.$$

For dotted pentagons, show that the formula becomes $d = 3n - 2$.

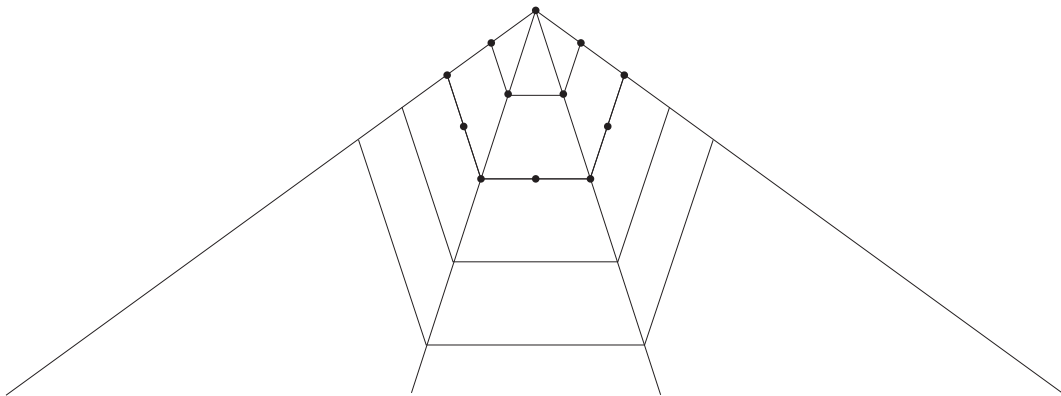
[1]

- (b) This diagram shows the first three dotted pentagons.



$d = 1$ $d = 4$ $d = 7$
 total = 1 total = 5 total = 12

Dotted pentagons grow along the grey lines.
 This diagram shows how to form the first three dotted pentagons.



Complete the diagram to show the 4th and 5th dotted pentagons.

[2]

- 4 (a) This table shows the **total** number of dots in some dotted polygons.

Use **Question 2**, **Question 3** and any patterns you notice to help you complete this table.

Polygon	p	Position of dotted polygon in its sequence						
		1st	2nd	3rd	4th	5th		n th
Triangle	3	1	3	6	10			$\frac{n^2}{2} + \frac{n}{2}$
Square	4	1	4	9	16			
Pentagon	5	1	5	12				
Hexagon	6	1	6					

[8]

- (b) Complete this expression, in terms of n , for the total number of dots in any dotted pentagon.

$$\frac{3n^2}{2} \dots\dots\dots [3]$$

- 5 (a) Use **Question 4** and any patterns you notice to help you complete this table.

Polygon	p	Total number of dots (n)
Triangle	3	$\frac{n^2}{2} + \frac{n}{2}$
Square	4	
Pentagon	5	
Hexagon	6 $-n$

[2]

- (b) Find, in terms of n and p , an expression for the total number of dots in any dotted polygon.

..... [3]

6 When $p = 50$,

$$\begin{array}{l} \text{The total number of dots in} \\ \text{the } n\text{th dotted polygon} + 865 \end{array} = \begin{array}{l} \text{The total number of dots in} \\ \text{the } (n + 1)\text{th dotted polygon.} \end{array}$$

Find the value of n .

..... [4]

B MODELLING (QUESTIONS 7 to 10)**STOPPING A CAR (30 marks)**

You are advised to spend no more than 50 minutes on this part.

This task is about the distance a car travels as it stops.

7 (a) Show that a speed of 130 km/h is approximately 36 m/s.

[2]

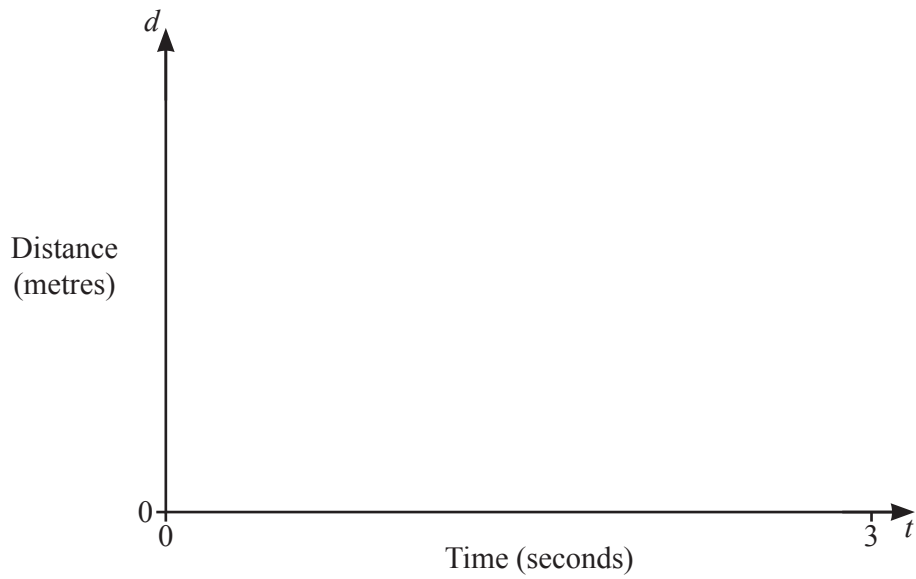
(b) A car travels at 130 km/h.

A model for the distance travelled, d metres, in time t seconds, is $d = 36t$.

Write a similar model for a car travelling at 80 km/h.

..... [2]

(c) On the diagram, sketch both models for $0 \leq t \leq 3$.



[3]

(d) On your sketch, shade the region showing the distances travelled at speeds from 80 km/h to 130 km/h for $0 \leq t \leq 3$. [1]

8 When a driver looks at a mobile phone they do not look at the road. On average, they look at their mobile phone for 2 seconds.

For speeds between 80 km/h and 130 km/h, find the range of distances that the car travels in these 2 seconds.

..... \leq distance \leq [3]

- 9 A car continues to travel after the brakes are applied.
The distance travelled is the *braking distance*, b metres.

A model for b is $b = \frac{v^2}{20f}$

where v is the speed of the car in **metres per second**
 f is a measure of grip the tyre has on the road.

- (a) When the road is dry the value of f is 0.7 .

Write, and simplify, the model for b when the road is dry.

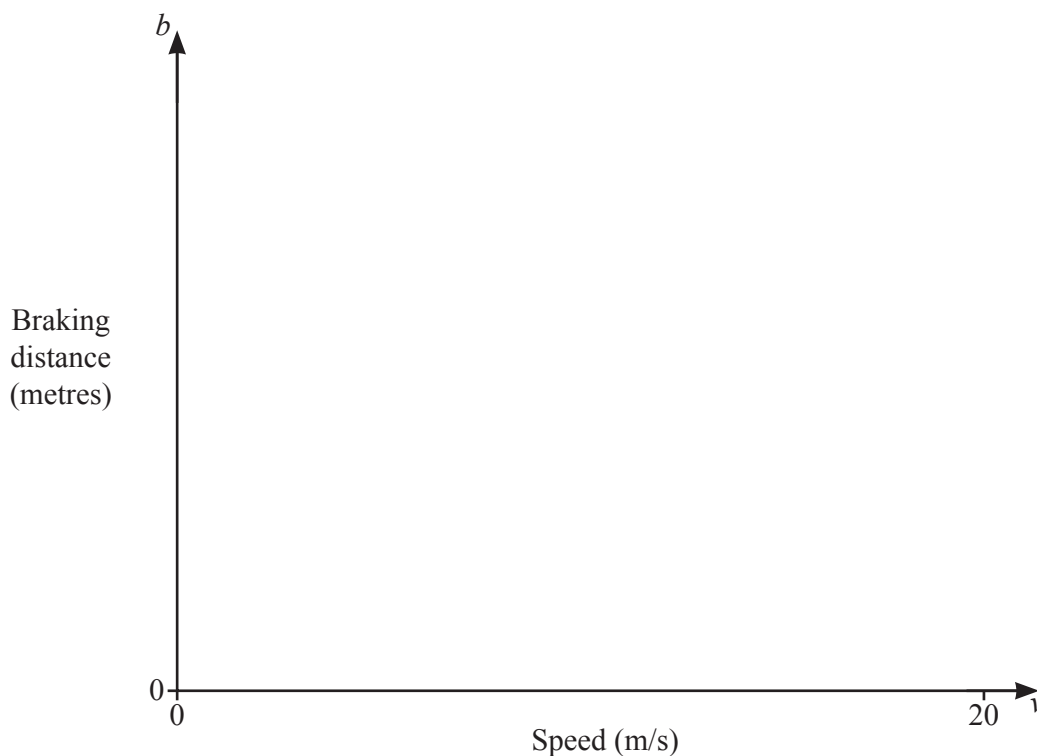
..... [2]

- (b) When the road is icy the value of f is 0.3 .

Write, and simplify, the model for b when the road is icy.

..... [2]

- (c) On the diagram, sketch both models for $0 \leq v \leq 20$.



[3]

(d) A car travels at 60 km/h.

(i) On the diagram in **part (c)**, sketch a vertical line at 60 km/h. [2]

(ii) Find how much greater the braking distance is when the road is icy than when the road is dry.

..... [3]

Question 10 is printed on the next page.

- 10 Glen is driving his car when an emergency happens.
He usually takes 0.7 seconds to react before braking.
Because he is looking at his mobile phone he takes an **extra** 2 seconds to react.

The weather is wet and the measure of grip the tyre has on the road is 0.5 .
Glen is driving at x km/h.

- (a) Show that x km/h is approximately $0.28x$ m/s.

[2]

- (b) The total stopping distance is the distance the car travels from when the emergency happens to when the car stops.

Use **Question 8** and **Question 9** to find, in terms of x , a model for Glen's total stopping distance in metres.

Give your answer as simply as possible.

..... [5]

Permission to reproduce items where third-party owned material protected by copyright is included has been sought and cleared where possible. Every reasonable effort has been made by the publisher (UCLES) to trace copyright holders, but if any items requiring clearance have unwittingly been included, the publisher will be pleased to make amends at the earliest possible opportunity.

To avoid the issue of disclosure of answer-related information to candidates, all copyright acknowledgements are reproduced online in the Cambridge Assessment International Education Copyright Acknowledgements Booklet. This is produced for each series of examinations and is freely available to download at www.cambridgeinternational.org after the live examination series.

Cambridge Assessment International Education is part of the Cambridge Assessment Group. Cambridge Assessment is the brand name of the University of Cambridge Local Examinations Syndicate (UCLES), which itself is a department of the University of Cambridge.